


**60 CELL**  
MONOCRYSTALLINE MODULE

**200W**  
POWER OUTPUT

**20.00%**  
MODULE EFFICIENCY

**5%**  
POSITIVE TOLERANCE



# SLP200S-12U

## High Efficiency Monocrystalline PV Module

- Nominal 12V DC for standard output.
- Outstanding low-light performance.
- Heavy-duty anodized frames.
- High transparent low-iron, tempered glass.
- Designed to withstand high wind pressures, hail and heavy snow.
- Quality aesthetic appearance.



**High Efficiency**

Module Efficiency improved through advanced cell technology and manufacturing capabilities



**High PID Resistance**

Advanced cell technology and qualified materials lead to high resistance to PID



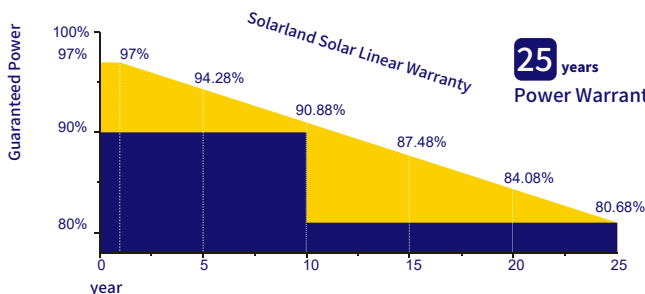
**Withstands Harsh Environment**

High PID resistance  
5400 Pa positive load  
2400 Pa negative load  
Salt mist (IEC 61701)

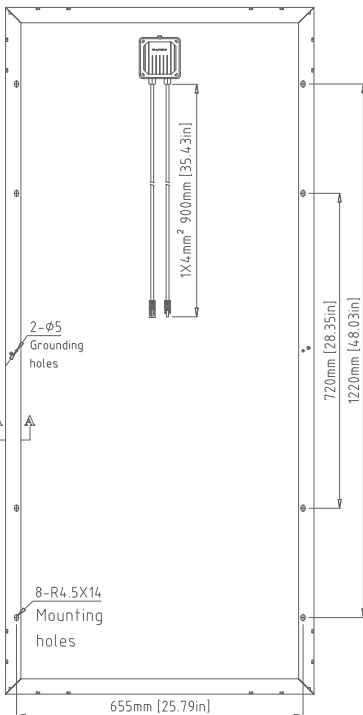

### Performance Warranty

**10** years  
Product Warranty

**25** years  
Power Warranty



Positive mechanical load >5400Pa  
Positive Power Tolerance 0~+5W  
Warranty Information 2 Year Product Warranty and Workmanship

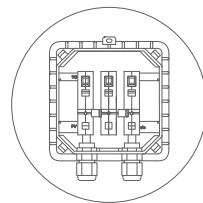


Dimensions in brackets are in inches.  
Un-bracketed dimensions are in millimeters.  
Unit: mm[in.]

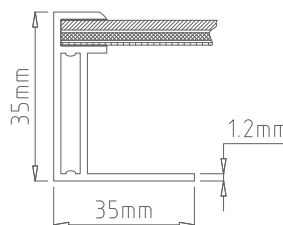
Electrical Characteristics	SLP200S-12U
Product code	200031201A
Maximum power (Pmax)	200W
Voltage at Pmax (Vmp)	16.86V
Current at Pmax (Imp)	11.87A
Open-circuit voltage (Voc)	19.60V
Short-circuit current (Isc)	12.51A
Temperature coefficient of Voc	-(80±10)mV/°C
Temperature coefficient of Isc	(0.065±0.015)%/°C
Temperature coefficient of power	-(0.5±0.05)%/°C
NOCT (Air 20°C; Sun 0.8kW/m² wind 1m/s)	47±2°C
Operating temperature	-40°C to 85°C
Maximum system voltage	1000V DC
Power tolerance	± 5%

\*STC: Irradiance 1000W/m², AM1.5 spectrum, module temperature 25°C  
\*NOCT: Nominal operating cell temperature (the data is only for reference)

Specifications	SLP200S-12U
Cells	Monocrystalline silicon solar cell
No. of cells and connections	60(4X15)
Module dimension	1570mm[61.81in.]x705mm[27.76in.]x35mm[1.38in.]
Weight	12.18kg[26.84lbs]
Packing information(Carton)	1615mm[63.58in.]x750mm[29.53in.]x70mm[2.76in.]/(1pc/ctn)

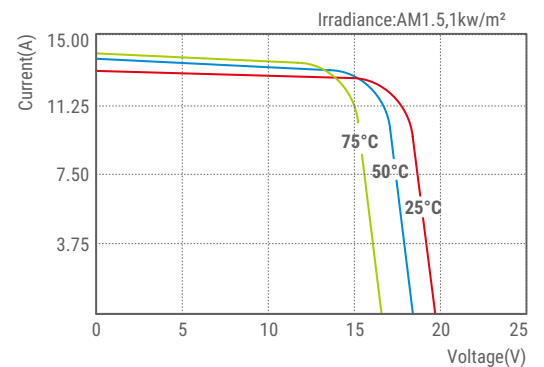


Junction Box  
Top View (Lid Open)



Section A-A

### Characteristics



SLP200S-12U I-V Curves